


PDF TYPE


CARBON STEEL
WITH ZINC ELECTROPLATED (TRIVALENT CHROMATE)



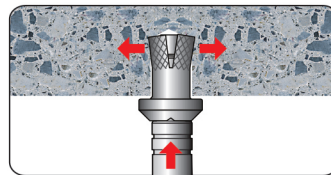
INSTALLATION INSTRUCTION




1. Drill a hole until the drill stopper touches the member with hollow core slab anchor drill.
(Drilling Depth is 20 mm.)



2. Cleaning remove dust inside the hole with a dust pump.

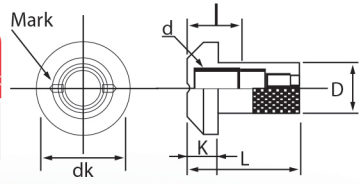


3. Strike the anchor until the recess end touches the anchor top.




4. Attachment bolt must be screwed firmly into the hole.

SIZE TABLE

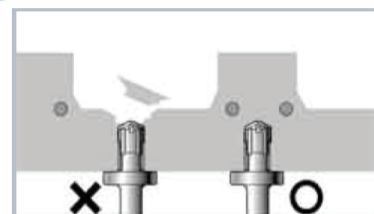
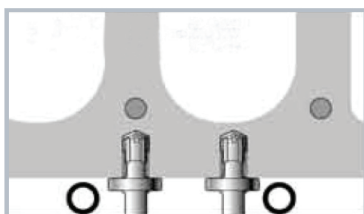
Product No.	Nominal designation d	Overall length L	Diameter D	Thread Length	Head		Drill Bit	Pull-Out Figures		Depth of Embedment	Mark
					dk	k		Vertical Direction	At Angle of 45 Degree		
PDF-3020	W3/8	27.5	12	12	22	7.5	12.5	1,100	900	20	

Concrete compressive strength 210 kgf/cm²

Hollow core slab anchor drill anchor DH system PDF-3020DH



PRECAUTIONS ON INSTALLATION



HOLLOW CORE SLAB

Embedment depth must be 20 mm. If it is deeper than 20 mm. It may cause PC steel scratches or insufficient strength by penetrating the building's frame.